


NEW! Ask Questions Online through Sli.do!

1. On your phone, tablet or computer, join the free wifi at UCSFguest (or use your cellular network with normal data rates applying).
2. Open your web browser and go to www.sli.do, then enter our event code: **W776**
3. Click the green Join Event button on the Welcome page (screen 1).
4. Select a room (screen 2). You will automatically be taken to Live Interaction.
5. That's it! You are ready to ask questions or vote a question up (screen 3). There's no need to duplicate a question. To maintain your privacy please ask anonymously or use only your initials—no full names, please.

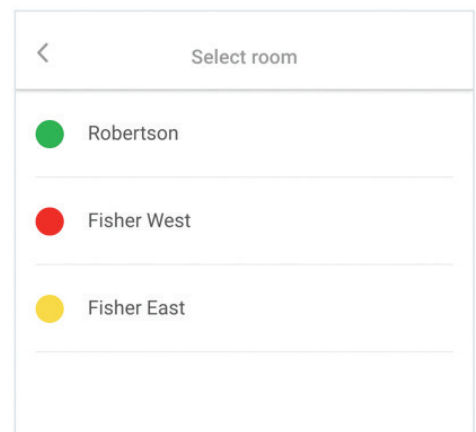
While we cannot guarantee your question will be addressed, questions with the highest numbers of votes stand a better chance of getting answered by the speaker.

6. To switch to events in another room or see the agenda (screen 4), use the drop down menu in the upper left corner (screen 5).

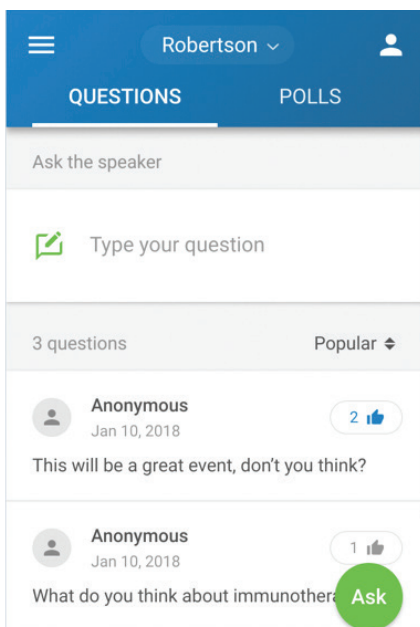
Screen 1



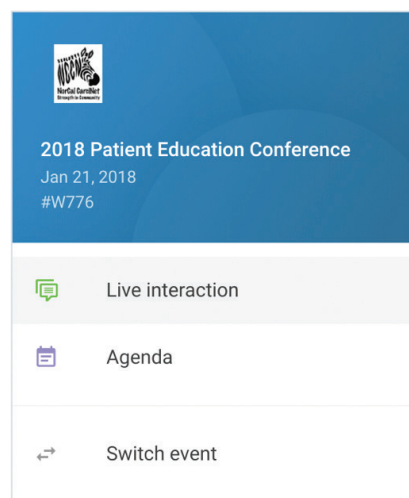
Screen 2



Screen 3



Screen 4



Screen 5

